

Name _____

The letters **ar** together make the sounds you hear at the end of **car**.



Read the words in the box. Listen for the **ar** sounds. Write the word that names each picture.


scarf

arm


shark

star


1.



2.



3.



4.



Write your own sentence using a word from the box.

5.

Name _____


Complete each sentence. Use one of the words in the box.

four none only large put round


1. The shape of this cake is _____.



2. I see _____ one cat here.

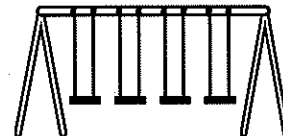


3. That shark is _____!



4. Carl wants an apple, but there are _____.

5. There are _____ swings.



6. I can help _____ the dishes in the sink.

Name _____

Fold back the paper along the dotted line. Use the blanks to write each word as it is read aloud. When you finish the test, unfold the paper. Use the list at the right to correct any spelling mistakes.

High-Frequency Words

- | | | |
|----|-------------------------|---------|
| 1. | _____

_____ | 1. cart |
| 2. | _____

_____ | 2. barn |
| 3. | _____

_____ | 3. arm |
| 4. | _____

_____ | 4. art |
| 5. | _____

_____ | 5. yarn |
| 6. | _____

_____ | 6. harm |
| 7. | _____

_____ | 7. four |
| 8. | _____

_____ | 8. none |



Name _____

cart
yarnbarn
harmarm
fourart
none**A. Write ar to make a spelling word.**

1. _____ t

2. b _____ n

3. h _____ m

4. y _____ n

5. _____ m

6. c _____ t

B. Use a letter from the box to write a spelling word.


n

f

7. no _____ e


8. _____ our

The Party




“I am six today,” laughed Cat.
“Let’s have a party.”
“Let’s have it at the beach,”
said her pals. “It is not far.”

①




Then the pals went for a swim.
“You are great pals!” said Cat.
They had fun, fun, fun in the
sun!

④



"I will bring hats!," said Pig.
"I will bake a cake!" said Dog.
"I will make a gift and card!"
said Chick.

②



The four pals went to the beach.
They put on party hats. They ate
cake. Cat opened her gift and
card.

③

Name _____

A. Reread "The Party." Think about each character's point of view. Answer the questions.

1. Why did Cat want to have a party?



2. How can you tell Dog, Pig, and Chick want to have a party?

3. Did the pals like the party? How can you tell?

B. Work with a partner. Read the passage aloud. Pay attention to fluency. Stop after one minute.

	Words Read	-	Number of Errors	=	Words Correct Score
First Read		-		=	
Second Read		-		=	

Name _____

Read the sentence. Circle the word that completes each sentence. Write the word on the line.

1. I got a _____ in the mail today.

card car

2. A _____ can swim fast.

shark sharp

3. The ducks and hens live on a _____.

far farm

4. I saw a pig near the _____.

barn bark

5. We can swing and play in the _____.

park part

Name _____

Read the story.**Circle the 8 words that are not spelled correctly.****Then write the words correctly on the lines.**

Kim and Clark made some arte. Kim sketched a red barrn. Clark made a hapy dog.


“I found foure tacks. Let’s hang our art,” said Kim.

“Tacks will haerm the art. We should use yarnn,” said Clark.

Clark reached his armm up to hang them.

Noen of their pals had seen such great art.

“Nice job!” they said.



1.

3.

5.

7.

2.

4.

6.

8.

Name _____

Read the spelling words in the box.cart
yarnbarn
harmarm
fourart
none**Find the spelling words in the puzzle. Draw a circle around each word.**

c	u	x	s	p	j	k	i	e
a	k	i	y	a	g	m	s	w
r	t	b	a	r	b	a	r	n
t	j	r	s	t	v	a	r	m
g	z	f	m	u	y	j	m	e
a	q	o	f	b	a	k	u	i
t	j	u	x	m	r	g	t	v
s	h	r	u	a	n	o	n	e
c	r	s	w	t	c	f	r	p
g	h	a	r	m	b	q	y	f

Name _____

cart

barn

arm

art

yarn

harm

happy

key

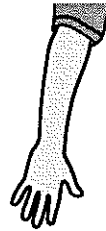
four

none

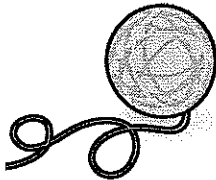
Write the spelling word that names the picture.




1. _____



2. _____



3. _____



4. _____




5. _____



6. _____

Read the story "Lark and Martin." Then answer Numbers 1 to 5.



Lark and Martin

Lark sees an ant. She grabs it with her beak. "Tasty!" says Lark.

A flock of geese flies by. Then Martin flies to Lark from the creek.

"Did you see any fish you like?" Lark asks Martin.

"No," he says.

"Did you find anything good to eat?" she asks.

"Ants and flies," he replies.

"Seeds are tasty, too," says Lark. She picks up a seed.

"Yuck," says Martin. "Seeds are hard."

Lark wants Martin to eat seeds, too. "How can you eat in winter if you eat only insects?" she asks.

A large car arrives. Two men and four kids get out.

"The park must be open," says Martin.

They are too close. Lark and Martin fly to a tree.

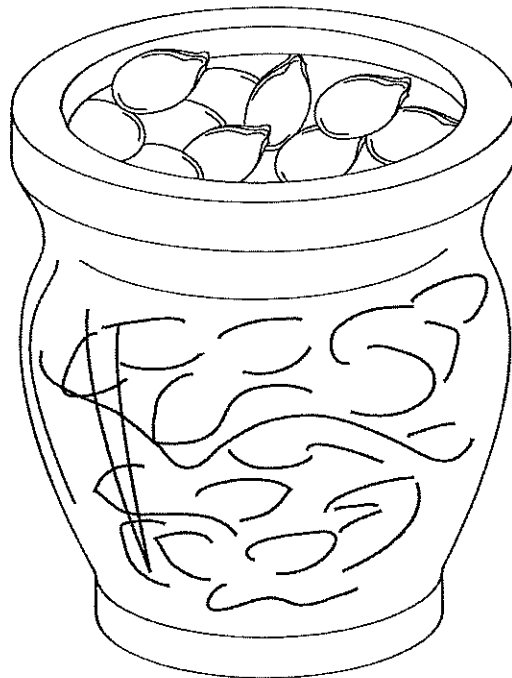


Copyright © McGraw-Hill Education


GO ON →

Soon it is winter. Lark opens a jar. It is full of seeds she collected. Martin has none. Lark eats seeds. Martin wishes he had food. Anything would taste good right now. Lark gives him some seeds.

“Yum!” says Martin. “Maybe I can put seeds in a jar, too!”



Name: _____ Date: _____

 Now answer Numbers 1 to 5. Base your answers on the story "Lark and Martin."

- 1 How do you know that Lark likes to eat ants?
- Ⓐ She says "Tasty!"
 - Ⓑ She puts them in a jar.
 - Ⓒ She asks Martin if he likes fish.
- 2 What word helps you know how Martin feels about seeds?
- Ⓐ small
 - Ⓑ tasty
 - Ⓒ yuck
- 3 Lark thinks Martin should save seeds so he can _____ .
- Ⓐ keep the park clean
 - Ⓑ have food to eat in the winter
 - Ⓒ share his food with her in the park

Copyright © McGraw-Hill Education

GO ON →

Name: _____ Date: _____

4 How do you think Lark and Martin feel when the men and kids come too close?

- Ⓐ afraid
- Ⓑ angry
- Ⓒ sad

5 What makes Martin change his mind about seeds at the END of the story?

Name _____

The end sound you hear in fur can be spelled er as in her, ir as in dirt, ur as in turn, and or as in word.

A. Read the words. Listen for the sound at the end of fur. Circle the word that names the picture.


1. wide

worm



2. bed

bird



3. shirt

show



4. sun

surf



B. Use a word from the box to complete each sentence.

her

nurse

skirt

work

5. There is a _____ at my school.

6. _____ hat is green.

7. I have a pretty blue _____.


Name _____

Draw a line to match the sentence to the picture it describes.

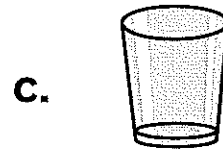
1. Can I have **another** cup of water?




2. My bag is **full** of food.



3. The boy will **climb** up the tree.



4. We walk **through** the door at school.



5. The **poor** girl is sick.



6. That kite is **great**.



Name _____

Fold back the paper along the dotted line. Use the blanks to write each word as it is read aloud. When you finish the test, unfold the paper. Use the list at the right to correct any spelling mistakes.

High-Frequency Words

1.	_____

2.	_____

3.	_____

4.	_____


5.	_____

6.	_____

7.	_____

8.	_____

- 1. her
- 2. bird
- 3. fur
- 4. fern
- 5. dirt
- 6. work
- 7. climb
- 8. through



Name _____

her	bird	fur	fern
dirt	work	climb	through

Write the spelling words that have 3 letters.

_____	_____
-----	-----
1. _____	2. _____

Write the spelling words that have 4 letters.

_____	_____
-----	-----
3. _____	4. _____
_____	_____
-----	-----
5. _____	6. _____


Write the spelling word that has 5 letters.

7. _____

Write the spelling word that has 7 letters.


8. _____

A Bunny Wish




“There’s a wishing star!” Betty Bunny said to Freddy Frog. “I wish for a sunhat!” They were going to the beach the next day.

①




“That wishing star worked,” said Betty. She put on her hat. “It’s my turn next,” said Freddy. “Good!” said Betty.

④



"I think you will get your wish,"
said Freddy Frog.
"I think I will, too," said Bethy.

2




The next day Freddy brought
Bethy a sun hat.
"Oh, my wish came true!"
exclaimed Bethy.

3

Name _____

A. Reread "A Bunny Wish." Follow the directions.

1. What causes Bethy to make a wish?



2. Write the word that tells you what Bethy wishes for.

3. What effect does Bethy's wish have?

4. What causes Bethy to want a sunhat?

B. Work with a partner. Read the passage aloud. Pay attention to intonation. Stop after one minute. Fill out the chart.

	Words Read	-	Number of Errors	=	Words Correct Score
First Read		-		=	
Second Read		-		=	

Name _____

Circle the word that completes the sentence.
Then write the word.

1. The _____ is in the nest.

bag bird

2. The bird will eat the _____.

wave worm

3. Nan _____ her foot.

hut hurt

4. I won _____ place!

first fish

5. He gave a gift to _____.

her harp

Name _____

her
dirt

bird
work

fur
climb

fern
through

**Add the word parts together to make a spelling word.
Write the spelling word on the line.**

1. b + ird =

=====

2. h + er =

=====

3. w + ork =

=====

4. cl + imb =

=====

5. f + ur =

=====

6. f + ern =


=====

7. d + irt =

=====

8. thr + ough =


=====




Name _____

Is the underlined word spelled correctly? Use a pencil to fill in the circle in front of Yes or No. If the word is spelled wrong, write the word correctly.


1. There is a rainbow over the barn.
Correct? Yes No




2. The farm wirk is done.
Correct? Yes No




3. Stars shine throuh the trees.
Correct? Yes No



4. The bird flies at night.
Correct? Yes No



5. A furn needs sun to grow.
Correct? Yes No



Name _____

her	bird	fur	fern	dirt
work	barn	arm	climb	through

A. Change one letter to write the spelling word correctly. Write the spelling word on the line.

1. hir	_____	2. fer	_____
	-----		-----
	_____		_____
	-----		-----
3. werk	_____	4. durt	_____
	-----		-----
	_____		_____
	-----		-----
5. firm	_____	6. burd	_____

B. Circle the word that is spelled correctly. Write it on the line.

7. arm	arme	arm	_____

8. through	throuhg	thruhg	_____

Copyright © The McGraw-Hill Companies, Inc.